










Datesheet

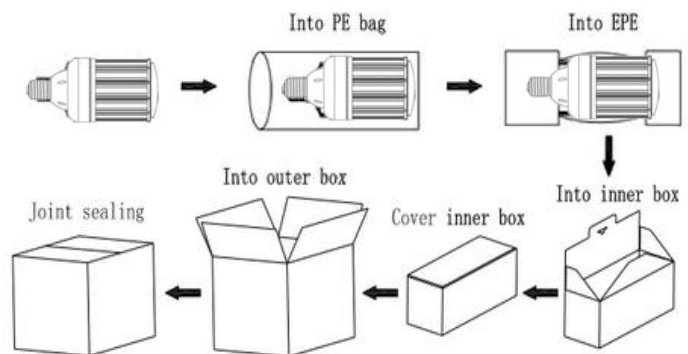
- ▼ When you need to install or disassemble this light, you must turn off the power and have professionals work
- ▼ Our products comply with CIE 127: 2007; IEC 62031: 2008; IEC / PAS 62612: 2009 international standard
- ▼ All products company warranty policy statement as our website; and this document will describe the warranty period



LL360-80X

	Item	Parameters	Unit	
	Power	Input voltage	AC90-265/277	
		Watt	80±1%	
		Input Current	0.56	
		Frequency	50/60	
		Driver	Isolated constant current	
	light	Lamp beads	224	
		Fulx	9600±300	
		CCT	2800-6500	
		CRI	Ra≥85	
		Chip	Samsung 5630	
		Beam angle	360°	(Deg)
 	characteristics	Material	Aluminum+PC	
		Certification	CE RoHS TUV	
		Work Environment	-20--40	℃
		Working Hours	≥50,000	H
		Warranty	3	Years
 	size	Base	E27/E40	
		N.W	1.65kg	kg
		Package Size	20*20*33	cm
		G.W	1.85	Kg

Product and Package:



Size: E27 D133mm*H252mm
E40 D133mm*H262mm

Product size	D133*H262mm
Net Weight / Unit	1.65kg
Quantity / Carton	4pcs
Carton Size	42*42*35cm
Gross Weight	7.4KGS

Website: www.ledochled.se
Email: info@ledochled.se