

Features and Specifications

Application - General lighting for all kinds of roadways, avenues, street etc., and even area and site lighting for parking lot, playground, sport area etc. Available to replace traditional MH or HPS luminaires.

Construction - Air-flow through heat sink design provides perfect heat management, lighter but stronger construction. Smooth and glossy processing with natural clean system prevents debris build-up and minimizes wind loading. Modular design optimizes construction and assembly, allows for easy maintenance, upgrade and SKD purchasing for local assembly.

Tool-free access to the down-opening driver door makes easy maintenance and operation.

Dual-hoop mounting system accommodates safety and stability.

Ingress Protection is IP65 rated to the luminaire

LED & Optics - Eutectic led packaging technology is applied for low heat resistance, low light degradation, high efficiency and long life. High efficiency Pure white (5000-5800K) & Warm white (4000-4500K) with CRI>65 or customized CCT LED are available.

Precise optic lens in high intensity PC material provides high uniformity and optimal luminaire spacing, the optical system optimizes the light distribution, eliminate the waste of light, increase the reasonable and effective using of light.

Electronics - Universal driver is available in 100-240Vac, 50/60Hz, power factor > 95% and THD <15%, waterproof.

Smart control, photo control and dimming control are available for options.

Warranty - 5 years limited

Note: all specifications subject to change without notice.

LED & LED® Street Light SLX series



SLX5
100-240Vac 150W 50/60Hz

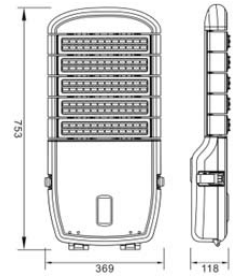
Dimension & Weight

Length: 753mm (29.65inch)

Width: 369mm (14.53inch)

Height: 118mm (4.65inch)

Weight: 9.9kg (21.83lb)



Performance Data

Model No	LED Qty	Rated Power	Voltage	CCT ¹	Flux	LPW	CRI
SLX5	120pcs	150W	100-240Vac	PW: 5000-5800K	11640lm ²	>80lm/W	>65
				WW: 4000-4500K	10769lm ²	>70lm/W	
Power factor	THD	Driver efficiency	LED drive current	L ₇₀ @ 25° C (77° F)	Projected T _j @ 25° C (77° F)	Work Temp.	Work/Storage humidity
>95%	<15%	>85%	350mA	>50,000h	70° C (158° F) ±10%	-30~50° C (-22~122° F)	10-90% RH

Options

Shipped installed in fixture

PE: NEMA twist-lock receptacle with photo control.

10V: 0-10V dimming driver option.

PWM: PWM dimming driver option

SMT: Smart control option

Footnote:

- Standard CCT is provided for Pure White (5000-5800K) & Warm White (4000-4500K), pls consult your sales representative for special CCT.
- The flux is tested based on normal LED @ 25° C(77° F), pls consult your sales representative for higher flux level led fixture.

INNOVATIVE SOLUTIONS & SUSTAINABLE PERFORMANCE

Air-flow through heat sink design provides perfect heat management, design optimizes construction and assembly, allows for easy maintenance, upgrade and SKD purchasing for local assembly Modular.

Tool-free access to the down-opening driver door makes easy maintenance and operation.

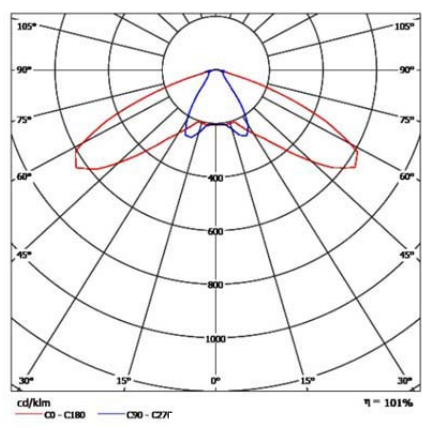
NEMA twist Photocell receptacle option with compliance to ANSI 136.10-2006, UL listed.



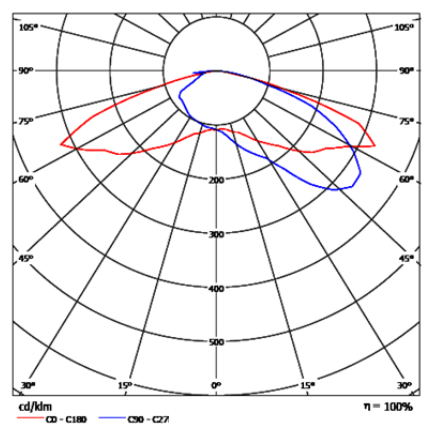
Precise optic lens in high intensity PC material provides high uniformity and optimal luminaire spacing, the optical system optimizes the light distribution, eliminate the waste of light, increase the reasonable and effective using of light.

Flexible mounting angle adjustment from -5, 0, 5, 10 & 15 degree eases the installation of the luminaire

Dual-hoop mounting system accommodates safety and stability.



Type I



Type III

Shipping package

LED & LED[®] street light SLX5 is packed in carton box (1pc/ctn), and well protected by foams & bulb

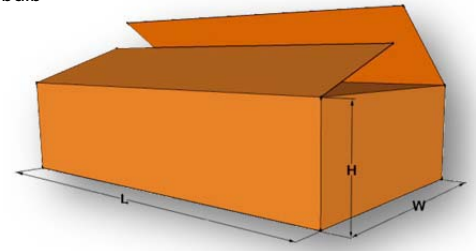
bag for long-run transition.

Length: 828mm (32.6inch)

Width: 425mm (16.73inch)

Height: 190mm (7.48inch)

Weight: 12.5kg (27.56lb)



LED & LED[®] street light project photo gallery

In **140+** countries and areas, LED & LED[®] street lights have been installed

Pls visit www.ledandled.se for more information

