


IP69K

EU/AU

2 0 2 1



— Q u a l i t y D e f e n d e r —

www.ledandled.se

Features

- IP69K Waterproof, IK10 Protection, 94V0 materials
- Patent cylinder design, PC/PMMA housing & Aluminum board & Stainless steel caps and clips
- Linkable, S316 components
- SMD2835 LED Light Source with Global Patent Protection
- ENEC-Certified Flicker Free Driver, THD < 15%
- High Efficacy, 120~160 lumens per watt (+/-5%)
- L80B10 lifespan of 50,000 Hours (@ Ta = 25°C)
- PC material – UV Resistance
- PMMA material – Corrosion Resistance
- Fit for both indoor and outdoor applications



Data Sheet

	Power (W)	Lumen	Working Current
PC & PMMA	20	2400~2600lm	450mA
	36	4300~4700lm	850mA
	45	5400~5900lm	1100mA
PC	30	3600~3900lm	700mA
	50	6000~6500lm	1200mA
	50	6000~6500lm	1200mA
	60	7200~7800lm	1400mA

Light Source	SMD2835
CRI	>80
Beam Angle	120°
CCT	3000K/4000K/5000K/6000K
AC Input	200-240V 50/60Hz
DC Output	30-40V
SDCM	<4
Waterproof	IP69K
IK Rate	IK10
Power Factor	>0.95
Warranty	3 Years
Operating Temperature	-20~+40°C

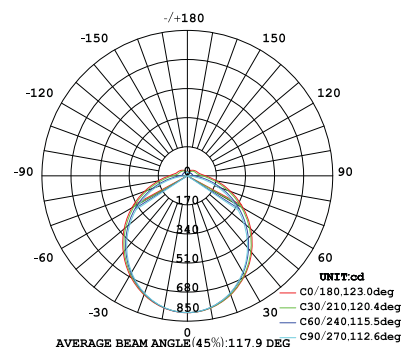
Efficacy Version

Cover	Standard	Premium
Frosted	120~130lm/w	140~150lm/w
Transparent	130~140lm/w	150~160lm/w


Please note:

1. Above efficacy based on 4000K
2. All values are based on an ambient temperature of 25°C
3. Efficacy tolerance is +/-5% and wattage tolerance is +/-5%

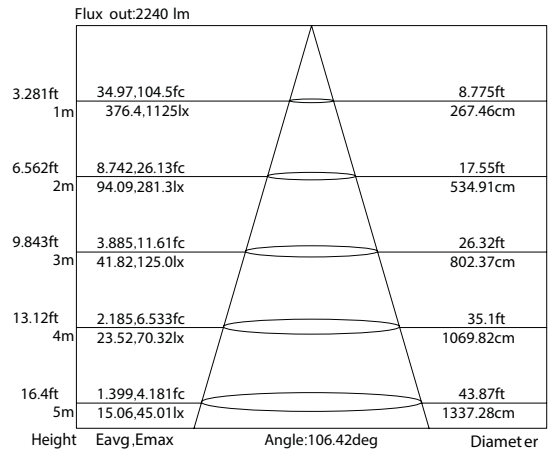
LUMINOUS INTENSITY DISTRIBUTION DIAGRAM



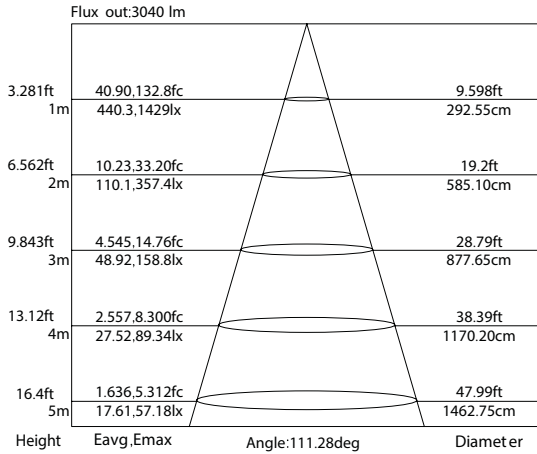
Optical Parameter



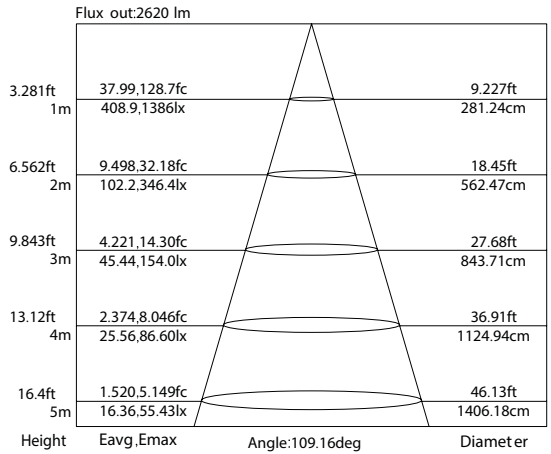
20W



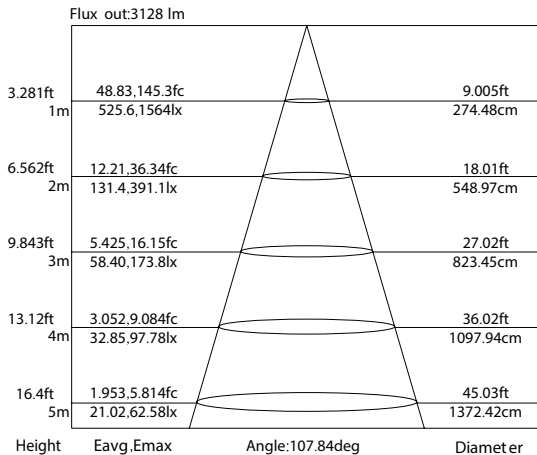
36W



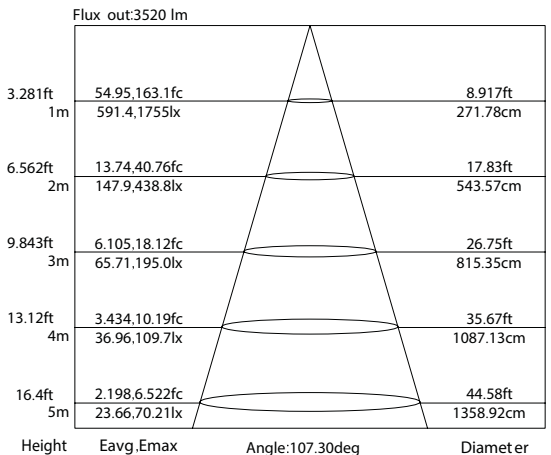
45W



30W




50W



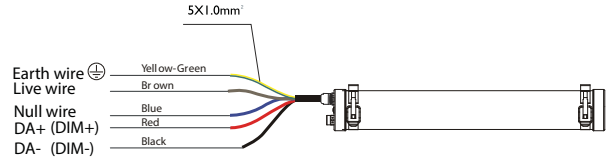
60W

Connection Methods

1 Standard




2 DALI & 0/1-10V Dimmable



Available Dimming Methods

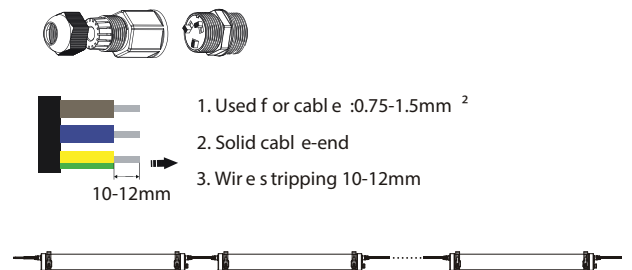
Suggested Compatible Dimmers for DALI:

- Tridonic (European market)
- Lutron & Leviton (American market)
- Philips Dynalite & Clipsal (Australian market)



Available Quantity in Series Connection


Power (W)	Input Voltage (V)	Maximum Quantity Connecting in Series
20	230	46pcs
30	230	30pcs
36	230	25pcs
45	230	20pcs
50	230	18pcs
60	230	15pcs



Microwave Sensor Series

● Step-Dim Function(corridor function)

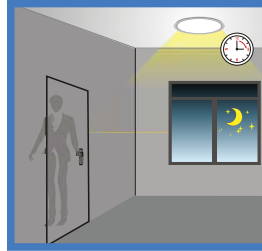
The motion detector can turn on the light based on movement. With this detector built in, light is automatically on when needed and dimmed to preset level before it is totally off.



The light keeps off during daytime even when movement is detected. (Ambient lux level is above preset daylight threshold)



With movement and insufficient ambient lux level, the light is triggered on 100% by the detector.



If there is no more movement, the light dims to stand-by dimming level after hold-time.



The light turns off automatically after stand-by time.

Remark: 1. Hold-time

Hold-time refers to the time period that the light remains 100% on if no more movement is detected. Standard hold time is 90s (5s/ 180s/ 10min optional)

2. Stand-by time

This is the time period that the light remains at a low level before it is completely turned off. Stand-by time is 0s/ 10s/ 10min /+∞ optional)

3. Stand-by dimming level

Light can be dimmed to different levels after hold-time. Stand-by dimming level 10% / 30%



Max.8M



Hold Time
5s-10min



Mounting Height
6m Max.

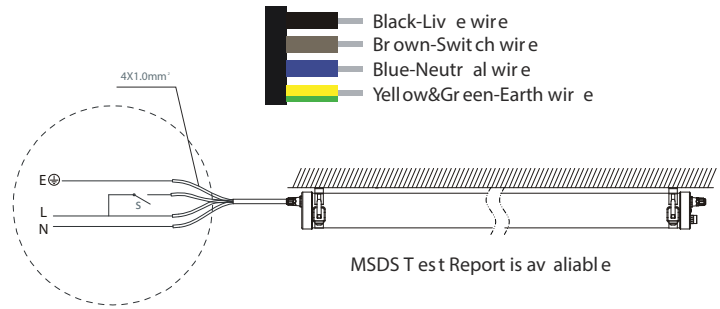


Automatic
Dimming



5 Years
Guarant⁺H
5 Years
Guarantee

Emergency Series



Emergency Power	Battery Parameters
-----------------	--------------------

3W	3.6V 2600mAh
3W	3.6V 2600mAh
4W	7.2V 2500mAh
3W	3.6V 4400mAh
8W	7.2V 4400mAh
8W	7.2V 4400mAh
8W	7.2V 4400mAh

Remark:

- 1 Indicator color (Green – Recharging & Working, Yellow – malfunction)
- 2 Battery can be recharged at least 500 times. In order to maintain the battery well it must be discharged every 3 months.



Rechargeable



Emergency Time



3 Years
Guarantee

Dimension

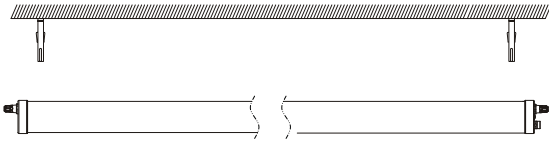


Packaging

Length	Carton Size (6pcs/ctn)	N.W.(CTN)	G.W.(CTN)
600mm	750*250*180mm	7.5kg	8.5kg
1200mm	1350*250*180mm	11.5kg	13.5kg
1500mm	1650*250*180mm	14.5kg	17kg

Installation

① Ceiling Mounted Installation



Standard



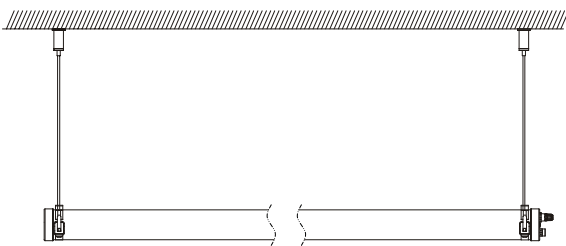
#316 Bracket

Optional



Rotatable Buckle
(#316 Stainless steel)

② Suspending Installation



Accessory part



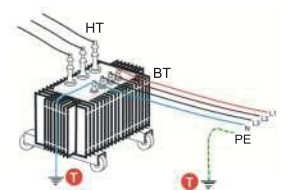
#316 Bracket



- Suspension wires
- Fixing nuts
- Fixed bushings
- Fixing screws
- Self-tapping screws
- Slotted plastic screws



All the operations must be in the condition of power off



Applications



Boiler Room



Car Wash



Food Processing Plant



Farm



Train



Mushroom house



Electroplating Factory