

## Brief Introduction

LED Tunnel Light, is a new, energy-saving product that utilizes high power led's as light source, we are one of the earliest Europe LED Street Light Manufacturers.

The LED color spectrum, there is no ultraviolet light, no infrared rays, no heat, and no radiation produced.

As a result, our LED Tunnel Light series is a conventional "green" lighting source.






Model Name	LED Tunnel Light
Model No.	TL48
Rated Power Consumption	60W
Luminous Flux	4,600lm
Rated Input Voltage	100-240VAC
Life Spam	>50,000 Hours
IP Rating	IP65
Certificates	CE, RoHS, UL Pending
MOQ	5 pcs
Payment Term	T/T, L/C
Warranty	60 Months



## Specification

Model Number	TL48
Input Voltage	100-240VAC
Frequency Range	47~63Hz
Power Factor(PF)	>0.95
Total Harmonic Distortion ( THD)	<15%
Power Efficiency	≥90%
Working Voltage	48VDC
LED Consumption	50W
Power Supply Consumption	10W
LED Luminous Efficiency	≥100lm/w
LED Initial Flux	5,000lm (Tj=25°C)
LED Maintain Flux	4,800lm(Tj=60°C, Ta=25°C)
Lamp's Flux	4,600lm(Tj=60°C, Ta=25°C)
Lamp's Efficiency (%)	>90%
Illumination (E)	(Height=5m) ≥47.0 Lux (Height=6m) ≥33.0 Lux (Height=7m) ≥24.0 Lux (Height=8m) ≥18.0 Lux
Effective Illuminated Area	(Height=5m): 22 x 10m

	(Height=6m): 27 x 12m (Height=7m): 31 x 14m (Height=8m): 36 x 16m (120 degree lens)
Color Temperature	Pure White: 5,000~5,800K; Warm White :4,000~4,500K
Color Index (CRI)	Ra > 65
Light Source	LED Emitter (1Watt)
Light Distribution Curve/Beam Pattern	Asymmetric (Bat Wing)/ Rectangular Beam
The Highest Light Intensity Angle	120°:The Horizontal Axis:110°, The Vertical Axis:45°; 140°:The Horizontal Axis:130, The Vertical Axis:45°
Beam Angle	120°:The Horizontal Axis:120°, The Vertical Axis:60°; 140°:The Horizontal Axis:140°, The Vertical Axis:60°
Junction Temperature (Tj)	60 °C ±10 % ( Ta=25°C )
System Resistance (Rja)	0.4°C/W
Working Temperature	-30 ~ 50
Working Humidity	10%~90%RH
Storage Temperature	10 ~85°C
Working Life	50,000 Hrs
Light Body& Lampshade	Aluminum Alloy and PC
The Dimensions	324(L) x 250(W) x 327(H)mm
Net Weight	9,5 Kgs
IP Rating	IP65
Packing	1 pc /Carton
Carton Size	420 x 275 x 340 mm
Container Q'ty	20'Q: 700pcs 40'Q: 1450pcs, 40'HQ: 1700pcs

## Special Features

	<p><b>1. Special Air Convection Heat Sink Design</b></p> <p>New series LED Tunnel Light, fully utilize convection by the air flow brought by cars movement and wind through tunnel. The unique design enlarges the heat sink area, the external power supply make the discharge of heat more easily.</p>
	<p><b>2. Constant Voltage and Current</b></p> <p>Power supply was designed base on system with constant voltage and current ,which can protect the LED very well and make LED omit more light and produce less heat, ensure the long working life of LED Tunnel Light, make energy saving, environment protecting into reality.</p>
	<p><b>3. Rectangular Beam Focusing Lens</b></p> <p>LED Tunnel Light originates the rectangular beam pattern focusing lens, it is a patent design. There guarantees no darkness between each lamp, it is the best for street illumination, meanwhile, sharply increases the usage efficiency of light.</p>

	<p><b>4. Adjustable Installation Angle</b></p> <p>LED Street Light can be mounted with different angles by only sliding the metal block, which is more reasonable for the installation and much better for street illumination.</p>
	<p><b>5. Eutectic Soldering Packaging</b></p> <p>LED Tunnel Light is eutectic soldering packaging, it is the most advanced led packaging technology in the world and much better for the high power led packaging than the traditional silver epoxy packaging. The eutectic packaging can dissipate the heat much quicker, guarantees the high brightness and long life.</p>

